

# THE 2/1 GOLD CARD SYSTEM

## Volume 3: NT Bidding



**A Complete 2 Over 1 Convention Card  
To Help Players Compete for Gold Masterpoints**

By **Jim Ricker**

# Course Schedule

---

Lesson 1	<ul style="list-style-type: none"><li>• Basic Stayman modification when using 4-way transfers</li><li>• Smolen</li><li>• Trash Stayman</li></ul>
Lesson 2	<ul style="list-style-type: none"><li>• Major Transfers</li><li>• New Suit by Responder after a Transfer</li><li>• Super Accepting Transfers</li></ul>
Lesson 3	<ul style="list-style-type: none"><li>• Quantitative Invites after Transfers</li><li>• Texas Transfers</li><li>• Delayed Texas</li></ul>
Lesson 4	<ul style="list-style-type: none"><li>• Quantitative Invites after Stayman</li><li>• Forcing Raises after Stayman</li></ul>
Lesson 5	<ul style="list-style-type: none"><li>• Minor Transfers using 4-way Transfers</li><li>• Reverse Gap Bidding</li></ul>
Lesson 6	<ul style="list-style-type: none"><li>• Defense Against NT</li></ul>
Lesson 7	<ul style="list-style-type: none"><li>• NT Response over Interference</li><li>• NT Doubled (all seats bidding after 1NTX)</li></ul>
Additional Material in the book	
Introduction - Fundamentals	<ul style="list-style-type: none"><li>• Additional tricks using short-side trumps</li><li>• Trump suit selection 4-4 vs 5-3 vs 6-2</li></ul>
Appendix	<ul style="list-style-type: none"><li>• Convention Card</li><li>• Losing Trick Count</li><li>• Puppet Stayman</li></ul>

## BIDDING OVER NT INTERFERENCE

I teach beginners to use Stolen Bid as a simple way to communicate at the beginning level. When using Stolen Bid, you can NEVER indicate you can punish the opponents with a Penalty Double.

### THE GOLD CARD SYSTEM'S METHOD FOR BIDDING OVER NT INTERFERENCE

The opponent makes an interfering bid of 2♣ or Double:

- Systems are on over a bid of 2♣ or Double:
  - 2♣ is Stayman (over a Double)
  - Double (X) is Stayman (over a 2♣ bid)
  - 2♦ is a Transfer to Hearts
  - 2♥ is a Transfer to Spades
  - 2♠ is a Transfer to Clubs
  - 2NT is a Transfer to Diamonds

If the opponent makes an interfering bid OTHER than 2♣ or Double (systems are OFF):

- 2-level bids are natural and to play.
- 3-level bids are natural and Game Forcing.
- Double (X) is for Penalty – if the bid is artificial, Responder's Double indicates his values and his intent to Double the final contract (it is NOT lead directing over a 1NT opening by partner).
- 2NT is Invitational AND shows a stopper in the opponent's suit.
- 3NT shows 10+ HCP and stoppers in the opponent's suit(s).
- Texas Transfers (4-level Transfers to Hearts or Spades) are on ONLY if the opponent's bid is 3♣ or lower. If the opponents bid is 3♦ or higher, 4-level bids are natural and Game Forcing.
- Cue bid of the opponent's KNOWN suit or NATURAL suit is Stayman and is Game Forcing (this is why you must ask the meaning of any ALERT for an interfering bid).
- Following interference, if Responder Passes and Opener Doubles on his second bid, it is a Takeout Double.
- ONLY over a DOUBLE, REDOUBLE is a relay to 2♣, Opener must bid 2♣ and Responder will correct to Diamonds if he means Diamonds. There is no other way to stop in a 2-level Minor.

Note: This system is a compromise between Stolen bid, Systems always on over interference and Lebensohl (a more advanced/complicated system of bidding over NT interference).

The 2/1 Gold Card System – Volume 3: NT Bidding  
 Lesson 7B Hands (NT Bidding Over Interference)  
 Chapters 12-13, Pages 99 -122 in the Student Book

<b>1</b> North HCP = 15 ♠ 643 ♥ AQ62 ♦ AQ72 ♣ K9 South HCP = 2 ♠ 87 ♥ J74 ♦ 98653 ♣ J32	Dlr: N Vul: None	<b>2</b> North HCP = 13 ♠ KJ8753 ♥ 32 ♦ AQ ♣ K54 South HCP = 15 ♠ AQ10 ♥ AQ ♦ 8762 ♣ QJ102	South Deals Vul: N-S	<b>3</b> North HCP = 12 ♠ 9873 ♥ K3 ♦ KQJ85 ♣ K3 South HCP = 15 ♠ AQJ10 ♥ 76 ♦ A103 ♣ A642	Dlr: S Vul: E-W
---	---------------------	--	-------------------------	--	--------------------

W	N	E	S
	1NT	X	XX
P	2♣	P	2♦
P	P	P	

W	N	E	S
			1NT
2♥	3♠	P	4♠
P	P	P	

W	N	E	S
			1NT
2♥	X	P	P
P			

Following Opener's 1NT bid, your RHO Doubles showing an equivalent hand. Over a 1NT Doubled sequence you have a special bid available to you. Redouble is a relay to 2♣. You will either Pass 2♣ or correct to 2♦. With systems on, there is no other way to play in a 2-level Minor contract. You correct to 2♦.

Following partner's 1NT opening bid, your RHO bids 2♥, which is NOT Alerted and explained as natural. With the Gold Card system, over interfering bids of 2♦ and higher, systems are off. You bid 3♠ as a natural bid. 2-level natural bids are to play and 3-level bids are Game Forcing. With 3-card support for Spades, Opener bids game in Spades.

Following partner's 1NT opening bid, your RHO bids 2♥, which is NOT Alerted and explained as natural. Systems are not on. You Double. With favorable Vulnerability, you have game forcing values without a clear strain (suit or contract). Your Double promises at least an invitational hand (8-9 HCP). Between you and Opener you have AT LEAST 27 HCP and your King of Hearts should take a trick. Punish the opponent for making a risky bid while Vulnerable. All pass.

<b>4</b> North HCP = 16 ♠ AQ2 ♥ Q7 ♦ K865 ♣ KQ75 South HCP = 6 ♠ J9 ♥ AJ10532 ♦ 72 ♣ 1098	North Deals Vul: Both	<b>5</b> North HCP = 16 ♠ 865 ♥ AQ84 ♦ A8 ♣ AQ54 South HCP = 8 ♠ KQJ9 ♥ 532 ♦ Q765 ♣ 73	Dlr: N Vul: N-S	<b>6</b> North HCP = 0 ♠ 2 ♥ 10843 ♦ 63 ♣ 1087642 South HCP = 16 ♠ Q853 ♥ KQ9 ♦ AQ94 ♣ QJ	South Deals Vul: E-W
---	--------------------------	---	--------------------	---	-------------------------

W	N	E	S
	1NT	2♣	2♦
P	2♥	P	P

W	N	E	S
	1NT	X	P
P	P		

W	N	E	S
			1NT
X	XX	P	2♣
P	X	P	P

Following partner's 1NT opening bid, your RHO bids 2♣, which is Alerted and explained as a Major and a Minor. You have a 6-card Heart suit and 6 HCP. Using the Gold Card's system, over an opponent's 2♣ bid or Double, Jacoby Transfers and Stayman are in effect. You (Responder) bid 2♦ to Transfer to Hearts. Advancer Passes and after Opener accepts the Transfer, all Pass.

Following partner's 1NT opening bid, your RHO Doubles. Your RHO is showing a hand equivalent to a 1NT opening hand. Systems are on over a Double and you can use Stayman to check for a fit in Spade – but why would you. You have 8 HCP and your partner has a minimum of 15 HCP. Your partnership may not have enough HCP for game but you DEFINITELY have the MAJORITY of the HCP. Pass and put the pressure on Advancer. Advancer Passes, he only has one worthless 4-card suit.

Following Opener's 1NT bid, your RHO Doubles showing an equivalent hand. Over a 1NT Doubled sequence you have a special bid available to you. Redouble is a relay to 2♣. You will either Pass 2♣ or correct to 2♦. With systems on, there is no other way to play in a 2-level Minor contract. You Pass and Advancer Doubles for Penalty. It is the best possible result for East/West (AKA top board).

The 2/1 Gold Card System – Volume 3: NT Bidding  
 Lesson 7B Hands (NT Bidding Over Interference)  
 Chapters 12-13, Pages 99 -122 in the Student Book

<b>7</b> North HCP = 9 ♠ AQ10874 ♥ 42 ♦ K853 ♣ 9 South HCP = 17 ♠ K6 ♥ A105 ♦ AJ106 ♣ AJ87	<b>8</b> North Deals North HCP = 16 ♠ A4 ♥ K75 ♦ AKJ64 ♣ J42 South HCP = 9 ♠ KJ32 ♥ 1094 ♦ 1075 ♣ KQ3	<b>9</b> North HCP = 15 ♠ AJ4 ♥ 865 ♦ K94 ♣ AQJ2 South HCP = 5 ♠ KQ10763 ♥ 3 ♦ 85 ♣ 10764
--	--	---

W	N	E	S
			1NT
2♣	4♥	P	4♠
P	P	P	

Following partner's 1NT opening bid, your RHO bids 2♣, which is Alerted and explained as a Major and a Minor. Using the Gold Card's system, over 2♣ and Double bids, Jacoby Transfers and Stayman are in effect. Texas Transfers are in effect up to a bid of 3♣ (allowing a Jump to show EITHER Texas Transfer). You issue a Texas Transfer to Spades.

W	N	E	S
	1NT	2♦	X
P	X	P	

Following partner's 1NT opening bid, your RHO bids 2♦, which is Alerted and explained as the Majors. You Double indicating invitational values and an interest in Penalty. Advancer picks Hearts and Opener, knowing your intent, also Doubles with values in Hearts.

W	N	E	S
	1NT	2♥	2♠
2♥	3♠	P	P
P			

Following partner's 1NT opening bid, your RHO bids 2♥, which is NOT Alerted and explained as natural. With the Gold Card system, over interfering bids of 2♦ and higher, systems are off. 2-level natural bids are to play and 3-level bids are Game Forcing. You bid 2♠ as a natural bid intended "to play". West chooses to bid 3♥. Opener bids 3♠. East/West are Vulnerable and the bidding stops there.

<b>10</b> North HCP = 6 ♠ Q876543 ♥ K873 ♦ J ♣ 4 South HCP = 17 ♠ KJ92 ♥ AQ ♦ AK84 ♣ 1095	<b>11</b> North HCP = 13 ♠ KJ1092 ♥ K8 ♦ QJ93 ♣ K10 South HCP = 16 ♠ A54 ♥ 54 ♦ AK10 ♣ AJ962	<b>12</b> North Deals North HCP = 17 ♠ K3 ♥ K97 ♦ KJ2 ♣ AK1093 South HCP = 9 ♠ Q862 ♥ AQ4 ♦ 85 ♣ J842
---	--	--

W	N	E	S
			1NT
2♣	4♥	P	4♠
P	P	P	

Following partner's 1NT opening bid, your RHO bids 2♣, which is Alerted and explained as a Major and a Minor. You issue a Texas Transfer to Spades. It should be obvious that West's Major suit must be Hearts. It may not make but it has a good possibility.

W	N	E	S
			1NT
2♣	2♥	P	2♠
P	3♦	P	4♠

Following partner's 1NT opening bid, your RHO bids 2♣, which is Alerted and explained as a Major and a Minor. Systems are on over an interfering bid of 2♣ or Double. You issue a Transfer to Hearts. After Opener accepts the Transfer, you bid 3♦ to show an unbalanced hand with Game Forcing values. The 3♦ bid is a natural 2<sup>nd</sup> suit bid. Opener bids game in Spades. With or without interference you will not find the slam.

W	N	E	S
	1NT	2♣	X
2♦	3NT	P	P

Following partner's 1NT opening bid, your RHO bids 2♣, which is Alerted and explained as a Major and a Minor. You Double indicating invitational values and an interest in Penalty. Advancer bids the required Diamond response and Opener, after noticing the Vulnerability bids 3NT.

In general, if you know you have game and you KNOW where you have game, bid it.

		J	Q	♣
4	9	Q	A	♦
	6	Q	K	♠
3	5	8	Q	♥

HCP = 16

**HLNOS**

GC3 Lesson7B  
Bidding  
Over NT  
Interference

Board No.

**6**

**SIX**

Dealer: S

Vul: E-W

**EAST**









**WEST**








**NORTH**

On his first bid, West Doubles.

HCP = 0

♠	2				
♥	10	8	4	3	
♦	6	3			
♣	10	8	7	6	4 2

- ▼  GC3 Lesson Files
-  Lesson 1 - Stayman
  -  Lesson 2 - Major Transfers
  -  Lesson 3 - Transfers and Slams
  -  Lesson 4 - Stayman Quantative and Slams
  -  Lesson 5 - Minor Transfers and Reverse Gap
  -  Lesson 6 - NT Interference
  -  Lesson 7 - NT Bidding After Interference

^	Name	^
	 GC3 Lesson 3 Handout.pdf	
	 GC3 Lesson 3A Dealing Sheets.pdf	
	 GC3 Lesson 3A Hands.pdf	
	 GC3 LESSON 3A.DUP	
	 GC3 Lesson 3B Dealing Sheets.pdf	
	 GC3 Lesson 3B Hands.pdf	
	 GC3 LESSON 3B.DUP	

Contact:

Jim Ricker

Diamond Books Publishing

[www.DiamondBooksPublishing.com](http://www.DiamondBooksPublishing.com)

[DiamondBooksPublishing@gmail.com](mailto:DiamondBooksPublishing@gmail.com)

865-805-0420